










TTS speed limit review

1. Should the current policy be changed?			Response Percent	Response Count
Yes			66.3%	556
No			33.7%	283
			<i>answered question</i>	839
			<i>skipped question</i>	12

2. What do you consider should be the Island wide maximum speed for cars? (Please tick one box only)				
			Response Percent	Response Count
50 mph			22.0%	117
45 mph			9.8%	52
40 mph			39.0%	207
35 mph			9.0%	48
30 mph			19.0%	101
25 mph			0.4%	2
20 mph			0.8%	4
			Other (please specify ___ mph)	41
			<i>answered question</i>	531
			<i>skipped question</i>	320





3. What do you consider should be the maximum speed for cars in urban or built-up areas? (Please tick one box only)

	Response Percent	Response Count
40 mph <input type="checkbox"/>	4.6%	25
35 mph <input type="checkbox"/>	6.0%	33
30 mph <input checked="" type="checkbox"/>	55.2%	302
25 mph <input type="checkbox"/>	14.4%	79
20 mph <input type="checkbox"/>	19.7%	108
Other (please specify ___ mph)		17
	<i>answered question</i>	547
	<i>skipped question</i>	304




4. Do you agree that the maximum speed for cars in housing estates and distinct residential areas should be 20mph?

	Response Percent	Response Count
Yes <input checked="" type="checkbox"/>	83.2%	456
No <input type="checkbox"/>	16.8%	92
	<i>answered question</i>	548
	<i>skipped question</i>	303

5. Which other areas do you consider should have their maximum speed for cars set to 20mph? (Please tick any that apply)

	Response Percent	Response Count
No other areas 	9.4%	49
Outside schools at all times 	23.6%	123
Outside schools part-time 	61.2%	319
Green lanes 	47.4%	247
Other (please specify)		91
	<i>answered question</i>	521
	<i>skipped question</i>	330

6. Do you think the Green Lane scheme (whereby the maximum speed for cars in designated Green Lanes is 15 mph) should be

	Response Percent	Response Count
Continued, as it is 	40.6%	217
Extended, to include more lanes 	37.1%	198
Stopped, so there are no Green Lanes in Jersey 	22.3%	119
	<i>answered question</i>	534
	<i>skipped question</i>	317

7. What do you consider should be the maximum speed for cars in Green Lanes? (Please tick one box only)

	Response Percent	Response Count
30 mph <input type="checkbox"/>	7.7%	41
25 mph <input type="checkbox"/>	8.3%	44
20 mph <input checked="" type="checkbox"/>	51.4%	273
15 mph <input type="checkbox"/>	31.1%	165
10 mph <input type="checkbox"/>	1.5%	8
Other (please specify ___ mph)		27
	<i>answered question</i>	531
	<i>skipped question</i>	320

8. Which of the following accident prevention and road safety methods do you think should be used in Jersey?

	Yes	No	Response Count
Re-introducing police motorcycle patrols	61.5% (448)	38.5% (280)	728
Increasing the number of random roving police camera speed checks at accident black spots	55.4% (403)	44.6% (325)	728
Installing additional electronic 'smiley/grumpy' speed alert signs to remind motorists of their speed	78.9% (596)	21.1% (159)	755
		<i>answered question</i>	798
		<i>skipped question</i>	53

9. Please use the space below if you have any further comments.

	Response Count
	634
	<i>answered question</i>
	634
	<i>skipped question</i>
	217